

**RUWA
CRASH!
WAITING TO HAPPEN?**

Development of a Tool To Identify High-Risk Teen Drivers

The Kansas Department of Transportation
In Collaboration with
RRG Consulting, Inc.

How to know if the tool is good?

1. Developed and **Validated** on Teens

How to know if the tool is good?

1. Developed and **Validated** on Teens
2. **IF** high-risk
 - a) Identify "Crashes Waiting to Happen"
 - b) Pre-Identify "Not the Usual Suspects"

How to know if the tool is good?

1. Developed and **Validated** on Teens
2. **IF** high-risk
 - a) Identify "Crashes Waiting to Happen"
 - b) Pre-Identify "Not the Usual Suspects"
3. **WHY** high-risk (CHOICE, NOT SKILL DEFICIENCY)

How to know if the tool is good?

1. Developed and **Validated** on Teens
2. **IF** high-risk
 - a) Identify "Crashes Waiting to Happen"
 - b) Pre-Identify "Not the Usual Suspects"
3. **WHY** high-risk (CHOICE, NOT SKILL DEFICIENCY)
4. **SIMPLE** for States to deploy

How to know if the tool is good?

1. Developed and **Validated** on Teens
2. **IF** high-risk
 - a) Identify "Crashes Waiting to Happen"
 - b) Pre-Identify "Not the Usual Suspects"
3. **WHY** high-risk (CHOICE, NOT SKILL DEFICIENCY)
4. **SIMPLE** for States to deploy
5. **Cost Effective** for States to deploy

How to know if the tool is good?

1. Developed and **Validated** on Teens
2. **IF** high-risk
 - a) Identify "Crashes Waiting to Happen"
 - b) Pre-Identify "Not the Usual Suspects"
3. **WHY** high-risk (CHOICE, NOT SKILL DEFICIENCY)
4. **SIMPLE** for States to deploy
5. **Cost Effective** for States to deploy
6. **Saves Teen Lives!**



20 Minute Survey to:

- ☠ identify **IF** teen is at risk
- ☠ identify **WHY** teen is at risk



20 Minute Survey to:

- ☠ identify **IF** teen is at risk
- ☠ identify **WHY** teen is at risk

Developed web-based system to administer survey and calculate results



Background

- The culmination of 45 years of extant research, plus



Background

- The culmination of 45 years of extant research, plus
- RRG's teen driving research: 6 years, using samples drawn from:
 - the military
 - college students
 - high school students
 - insurance industry



Background

- The culmination of 45 years of extant research, plus
- RRG's teen driving research: 6 years, using samples drawn from:
 - the military
 - college students
 - high school students
 - insurance industry
- 14,000 youth assessed (ages 14-25)

TEENS ASSESSED



DRASTIC

DRiver Assessment Survey To Identify Crash

RISK

HIGH RISK



LOW RISK



Drowsy/ Emotional Driving	30.9%
Seatbelts/ Non-Conformity	29.1%
Drinking and Driving	29.1%
Speeding/ Aggressive Driving	22.9%
Distracted Driving	22.9%

DRASTIC RISK

DRiver Assessment Survey To Identify Crash

OVERALL	RURAL	URBAN
Drowsy/ Emotional Driving 30.9%	Seatbelts/ Non-Conformity 46.0%	Drowsy/ Emotional Driving 32.2%
Seatbelts/ Non-Conformity 29.1%	Drowsy/ Emotional Driving 29.1%	Drinking and Driving 32.2%
Drinking and Driving 29.1%	Drinking and Driving 24.9%	Distracted Driving 24.9%
Speeding/ Aggressive Driving 22.9%	Speeding/ Aggressive Driving 23.3%	Speeding/ Aggressive Driving 22.6%
Distracted Driving 22.9%	Distracted Driving 20.1%	Seatbelts/ Non-Conformity 16.9%



	<u>Military</u>	<u>Kansas</u>
Low Risk	51%	48%
Crashes waiting to happen	27%	31%
Not the usual suspects	22%	21%



Efficiency

- ✓ Eliminated 48% of teens as NOT high-risk
- ✓ Focused training reduces training requirement by 73%



Efficiency

- ✓ Eliminated 48% of teens as NOT high-risk
- ✓ Focused training reduces training requirement by 73%

Efficacy

Provides specific, targeted training recommendations for each high-risk teen



Efficiency

- ✓ Eliminated 48% of teens as NOT high-risk
- ✓ Focused training reduces training requirement by 73%

Efficacy

Provides specific, targeted training recommendations for each high-risk teen

Success as an Early Indicator of High Risk

Pre-identify teens who have not yet had a crash, but have all of the characteristics of high-risk drivers




We call these teens **"Not the Usual Suspects"** (roughly 21%)

**U HAV
CHOICES
2 MAKE!**

CHOICES

Training savings achieved by application of the DRASTIC RISK Assessment and Classification System



 Low risk, eliminated from full training modules
 High risk, but not indicated for this module
 High risk indicated for this training module



In Summary...

Prior to DRASTIC...

Thousands of Teen injuries & fatalities, but
NO way to identify high-risk teens to move
Toward Zero Deaths



In Summary...

Prior to DRASTIC...

Thousands of Teen injuries & fatalities, but
NO way to identify high-risk teens to move
Toward Zero Deaths

Today...

A proven tool to (pre) identify high-risk
drivers AND classify the reasons for their
risk



In Summary...

Prior to DRASTIC...

Thousands of Teen injuries & fatalities, but
NO way to identify high-risk teens to move
Toward Zero Deaths

Today...

A proven tool to (pre) identify high-risk
drivers AND classify the reasons for their
risk

Tomorrow...

Automated, Intelligent CHOICES Training
Modules



The Way Forward...

States Deploy DRASTIC Risk

DRASTIC **Risk** requires DRASTIC
Choices

Kansas
Department of
Transportation

DRASTIC RISK
DRiver Assessment Survey To Identify Crash



Dr. Renee F. Slick, Behavioral
Psychologist

President and CEO

RRG Consulting, Inc.

Drslick@rrgconsulting.org

303.517.4824 (mobile)