Growing Vision – *and Action* – for Safe Mobility: Vision Zero

VISION ZERO NETWORK

VISION HRONETWORK

Vision Zero Cities

A Vision Zero City meets the following minimum standards:

- Sets clear goal of eliminating traffic fatalities and severe injuries
- Mayor has publicly, officially committed to Vision Zero
- Vision Zero plan or strategy is in place, or Mayor has committed to doing so in clear time frame
- Key city departments (including Police, Transportation and Public Health) are engaged.

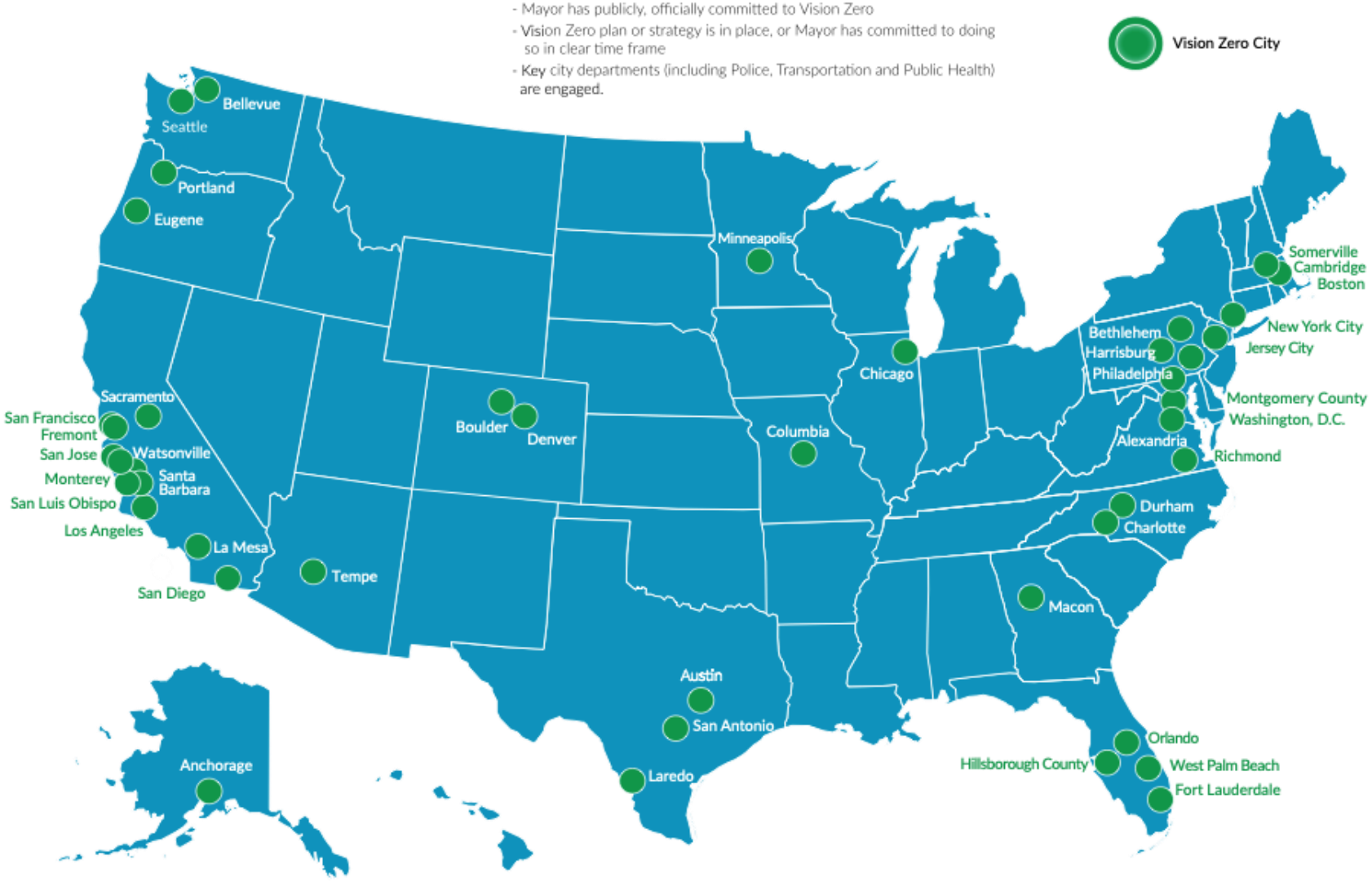

VISION ZERO NETWORK

TRADITIONAL APPROACH

Traffic deaths are **INEVITABLE**

PERFECT human behavior

Prevent **COLLISIONS**

INDIVIDUAL responsibility

Saving lives is **EXPENSIVE**

VS

VISION ZERO

Traffic deaths are **PREVENTABLE**

Integrate **HUMAN FAILING** in approach

Prevent **FATAL AND SEVERE CRASHES**

SYSTEMS approach

Saving lives is **NOT EXPENSIVE**

VISION 4 K NETWORK

Acknowledges that traffic losses are *preventable*

Takes *systems approach* to prevention

Is data-driven

Not all E's are created equal

Leadership = essential!

VISION4K NETWORK

VISION4K-NETWORK

Acknowledges that traffic losses are *preventable*

Takes *systems approach* to prevention

Is data-driven

Not all E's are created equal

Leadership = essential!

The Spectrum of Prevention

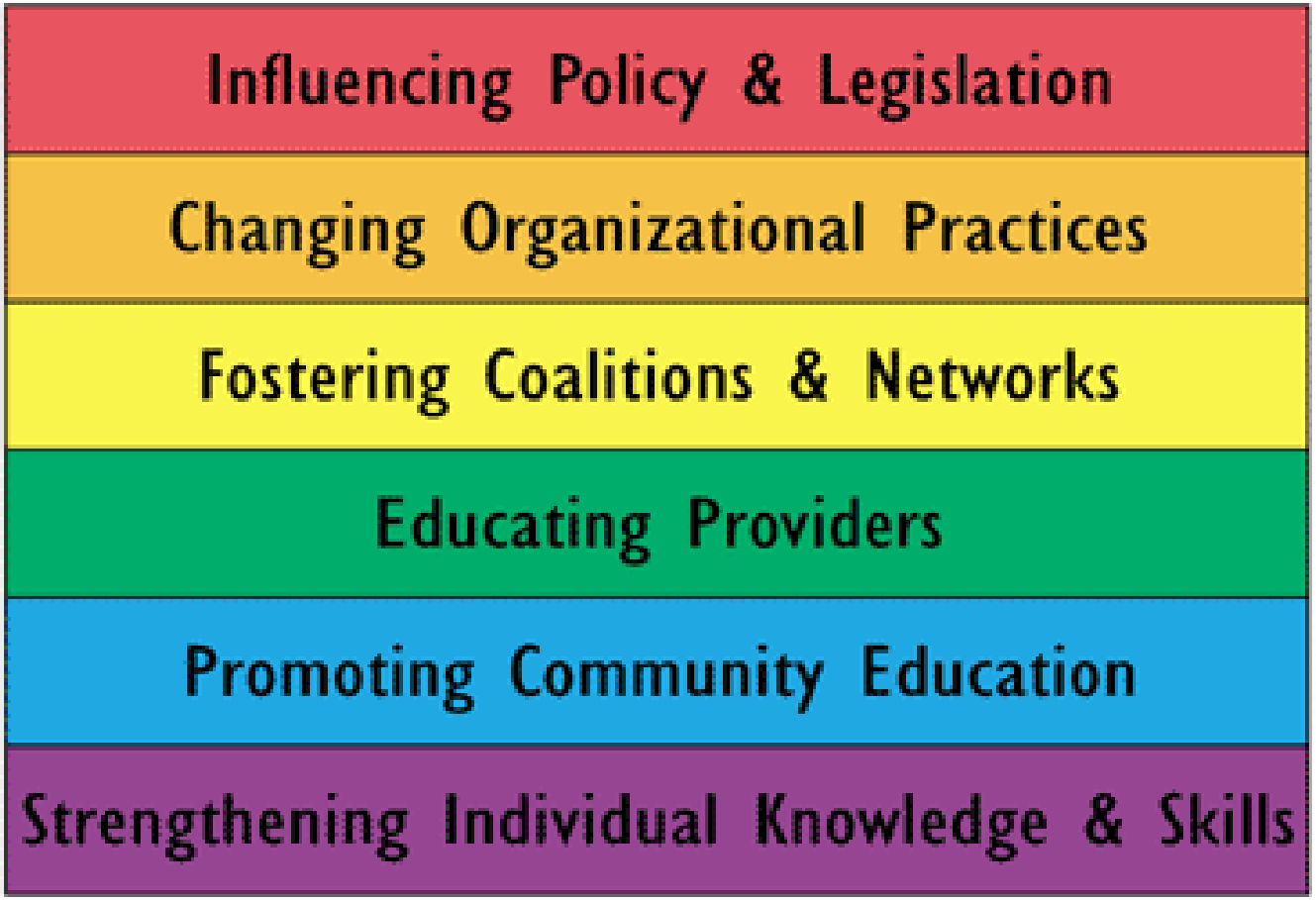

Vision Zero Ethical Platform

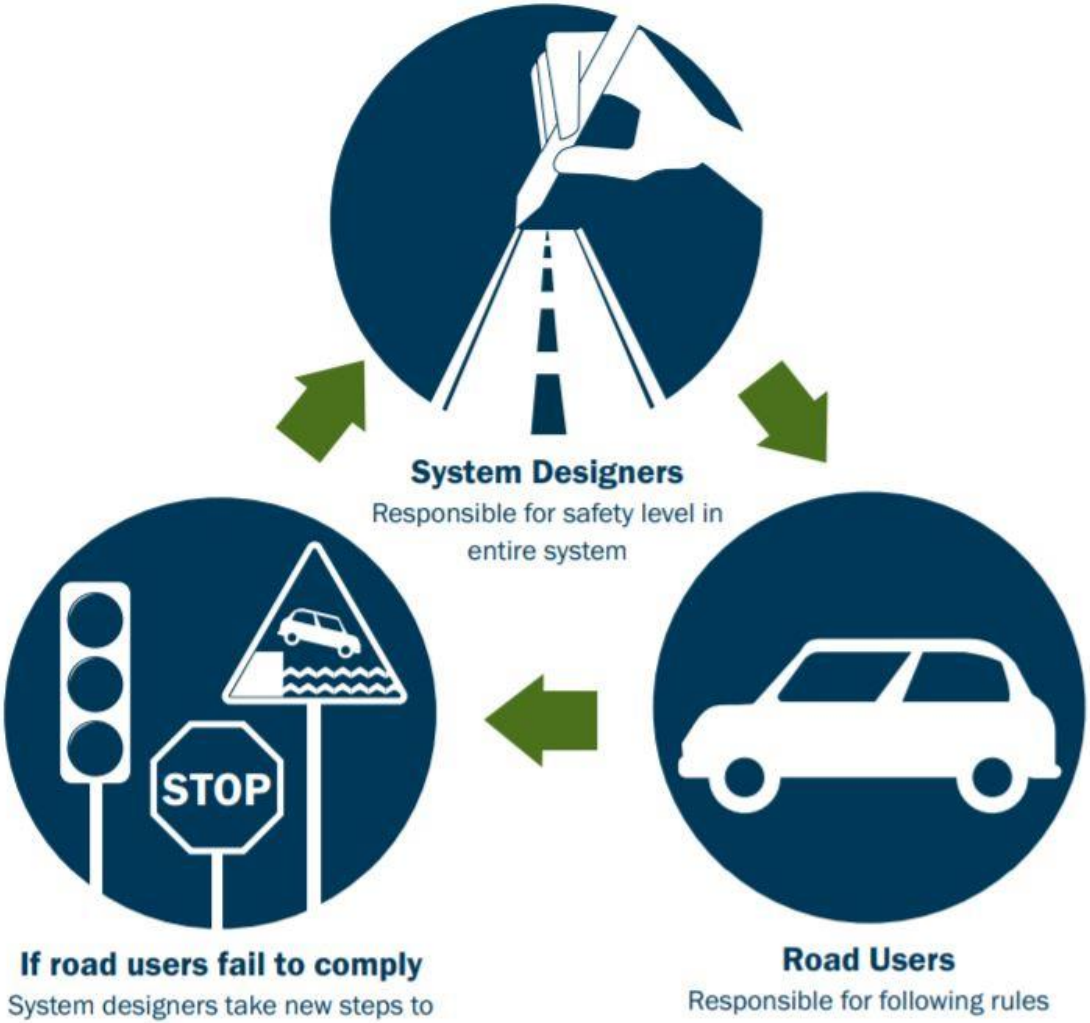

VISION ZERO NETWORK

Acknowledges that traffic losses are *preventable*

Takes *systems approach* to prevention

Is data-driven

Not all E's are created equal

Leadership = essential!

VISION4K NETWORK

Data: Death and serious injury concentrated on small % streets

Los Angeles

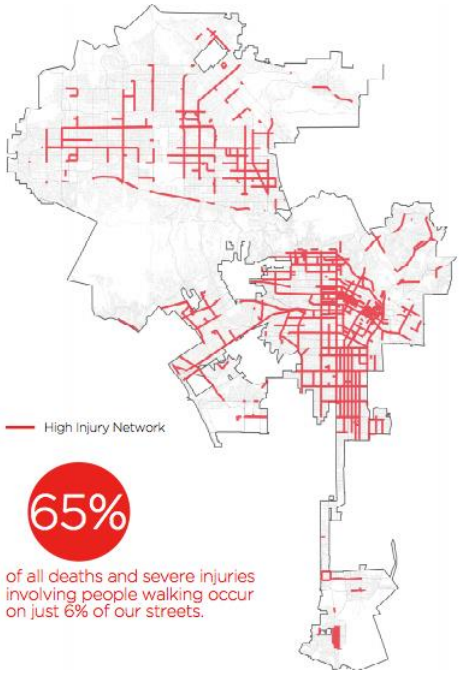

6%

San Francisco

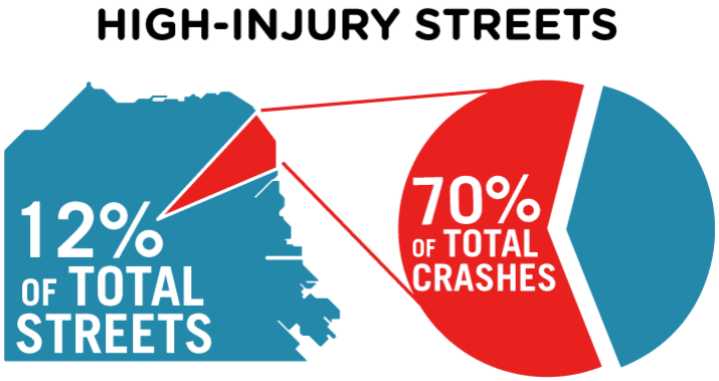

Denver

50% of Denver's traffic fatalities occur on just **5%** of our streets.

VISION 4 K NETWORK

Data: Not all Communities' Safety is Treated Equitably

People Killed While Walking by Income

Governing, August 2014

© 2015 Safe Routes to School National Partnership

People Killed While Walking

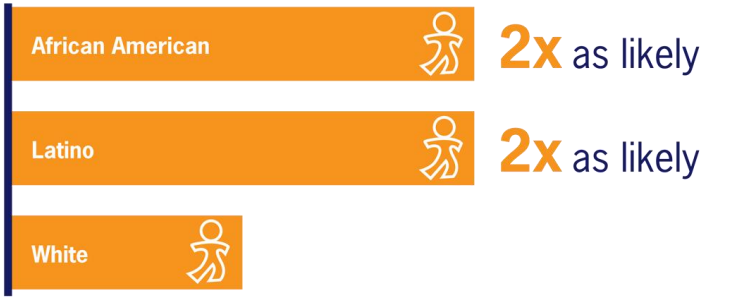

Governing, August 2014

© 2015 Safe Routes to School National Partnership

Communities with Sidewalks

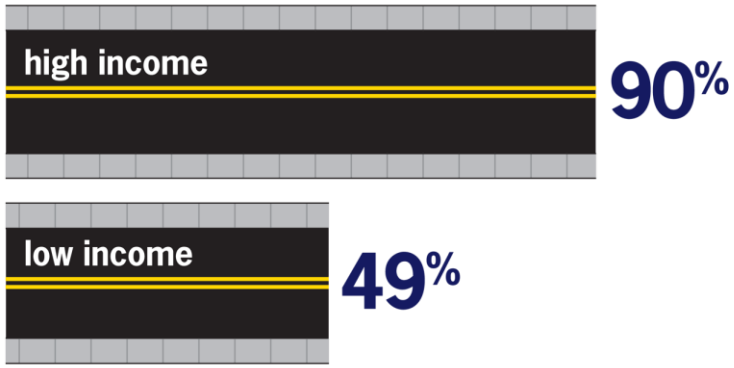

Bridging the Gap, *Income Disparities in Street Features that Encourage Walking*, 2012

© 2015 Safe Routes to School National Partnership

VISION 4 K-NETWORK

WHO IS TRANSPORTED TO HOSPITAL BUT NOT REFLECTED IN POLICE REPORTS?

Severely-injured bicyclists

39%

Severely-injured pedestrians

24%

Severely-injured people in vehicles

28%

VISION4H:K-NETWORK

VISIONZEROSF

Acknowledges that traffic losses are *preventable*

Takes *systems approach* to prevention

Is data-driven

Not all E's are created equal

Leadership = essential!

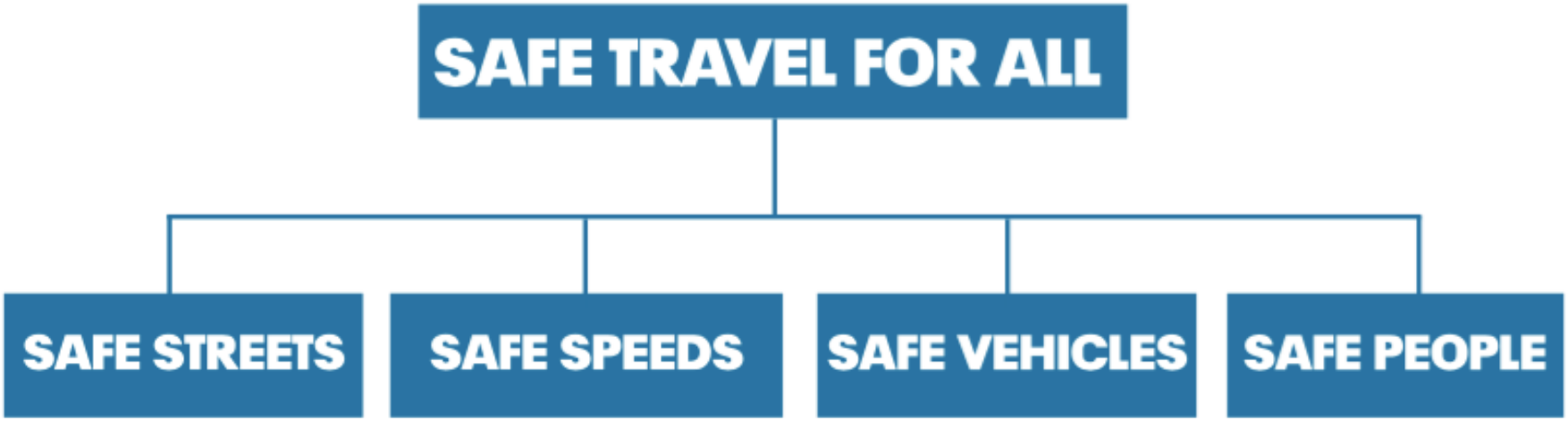

VISION ZERO NETWORK

Safe Systems, *not traffic stops*

VISION4K-NETWORK

VISION4HRONETWORK

VISION4K-NETWORK

SAFETY
OVER
SPEED

VISION AHRO NETWORK

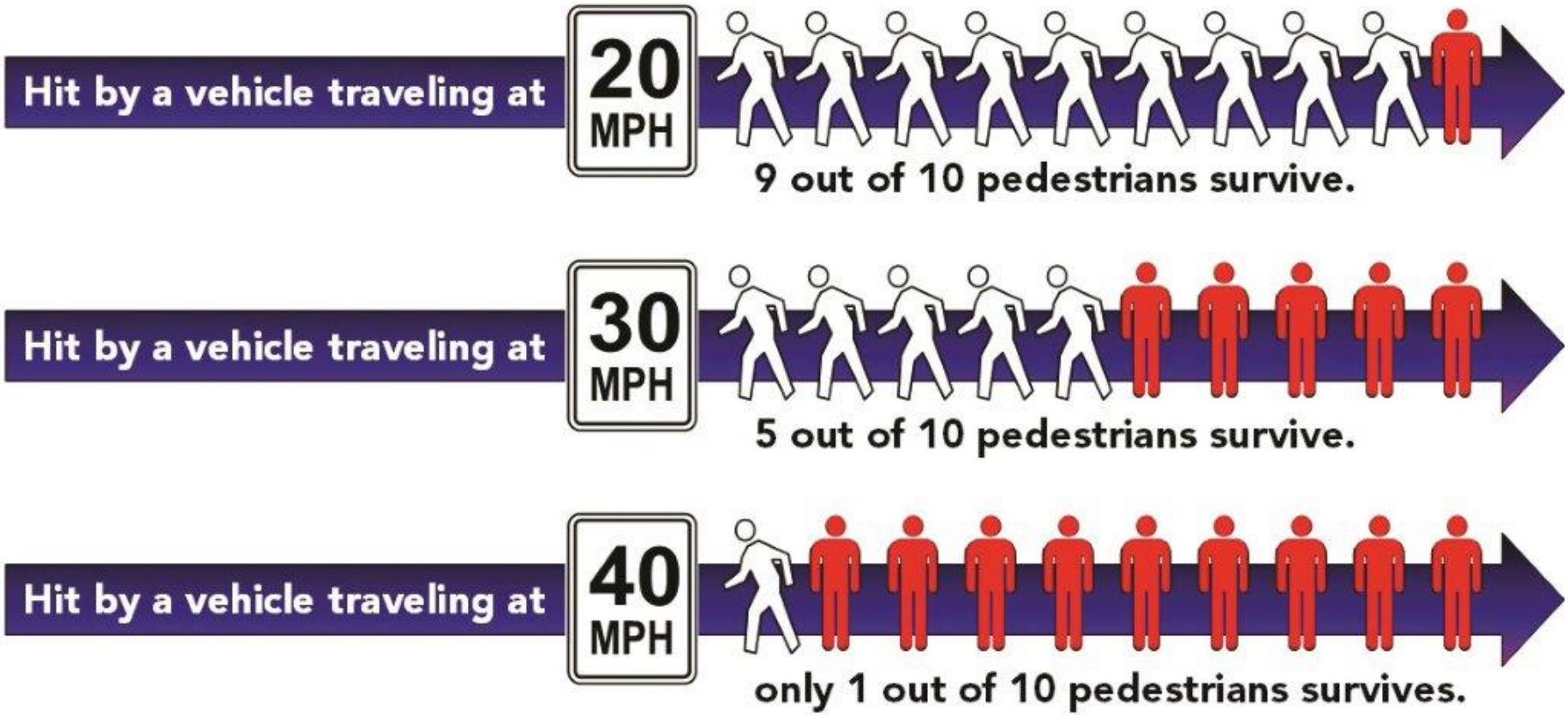

VISION4K NETWORK

Vision Zero Success = Managing Speed for Safety

SAFE STREET DESIGN

SAFE SPEED LIMITS

AUTOMATED SPEED ENFORCEMENT

VISION ZERO NETWORK

SPEED CAMERA PROGRAMS
SPEED LIMIT 25
ON LOCAL ROADS
COULD HAVE PREVENTED
>22,000
DEATHS OR INJURIES NATIONWIDE IN 2015
VISION ZERO NETWORK
SOURCE: INSURANCE INSTITUTE FOR HIGHWAY SAFETY, IIHS.ORG

NYC

NYC LAW
SPEED LIMIT
25
NYC LAW
SPEED LIMIT
25
EXIT

Portland, OR

SPEED LIMIT 25
SAVING LIVES WITH SAFE STREETS
VISION ZERO
20 IS PLENTY
VISION ZERO PORTLAND
SPEED LIMIT 20

Fremont, CA

Charlotte, NC

VISION ZERO

SAFER STREETS FOR CHARLOTTE

As a community, it's our responsibility to eliminate traffic deaths and serious injuries for all who share Charlotte streets by 2030.

- Vision Zero Commitment

Get ready for lower speed limits, more speed humps and more stop signs in Charlotte

VISION4K NETWORK

Fort Lauderdale, FL



Macon, GA

VISION AHEAD NETWORK

Acknowledges that traffic losses are *preventable*

Takes *systems approach* to prevention

Is data-driven

Not all E's are created equal

Leadership = essential!

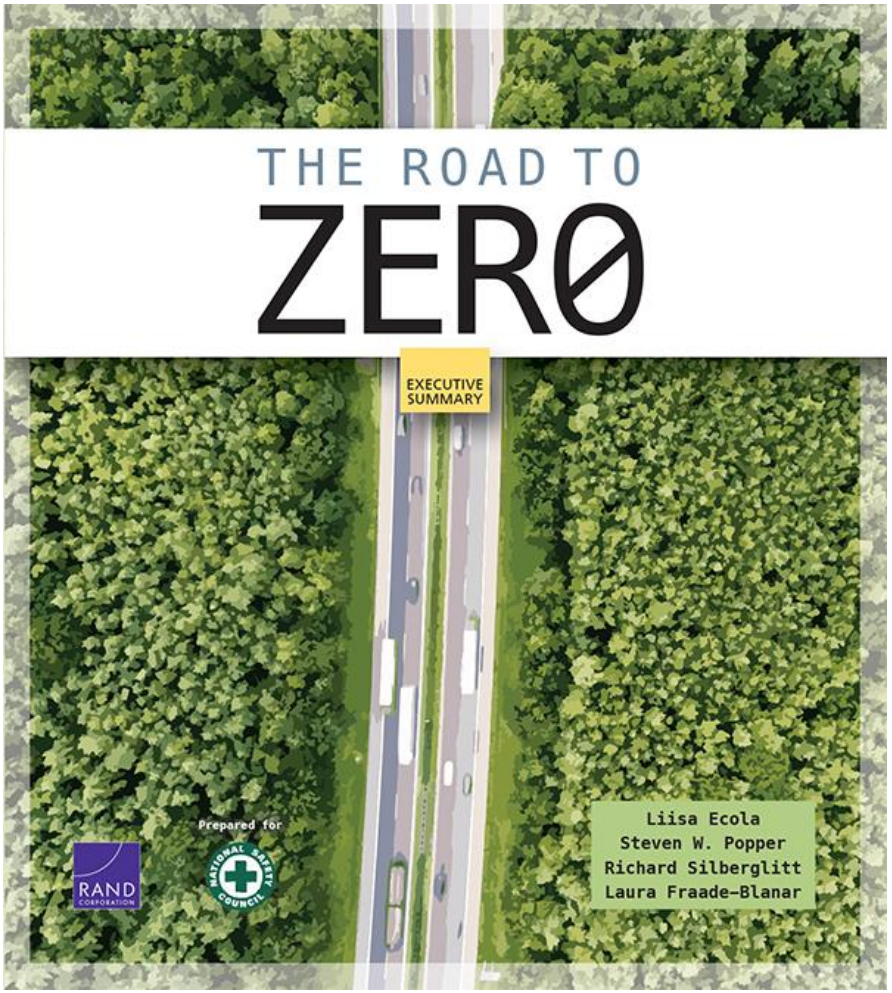

ROAD TO ZERO

Double Down on What Works

Accelerate Advanced Technology

Prioritize *Safe Systems*

Safety in All Policies

VISION4:0NETWORK

VISION ZERO NETWORK

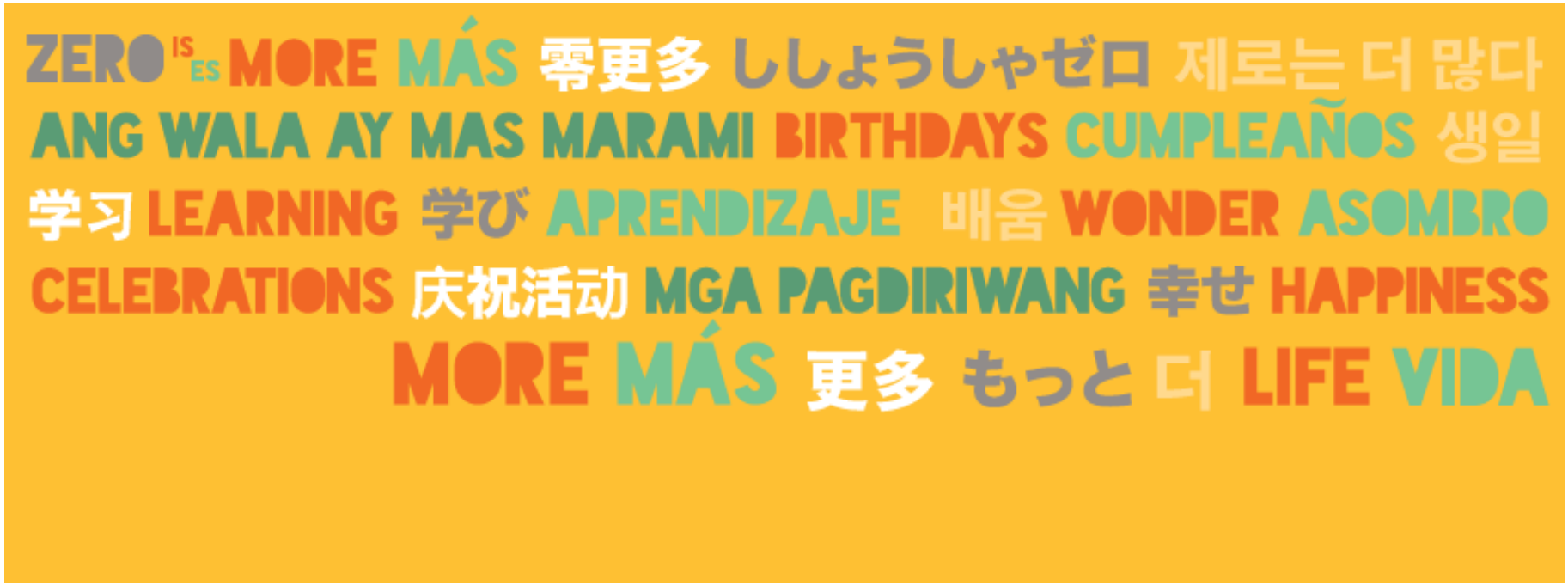

Leah Shahum
leah@visionzeronetwork.org
www.visionzeronetwork.org
@visionzeronet

VISION ZERO NETWORK